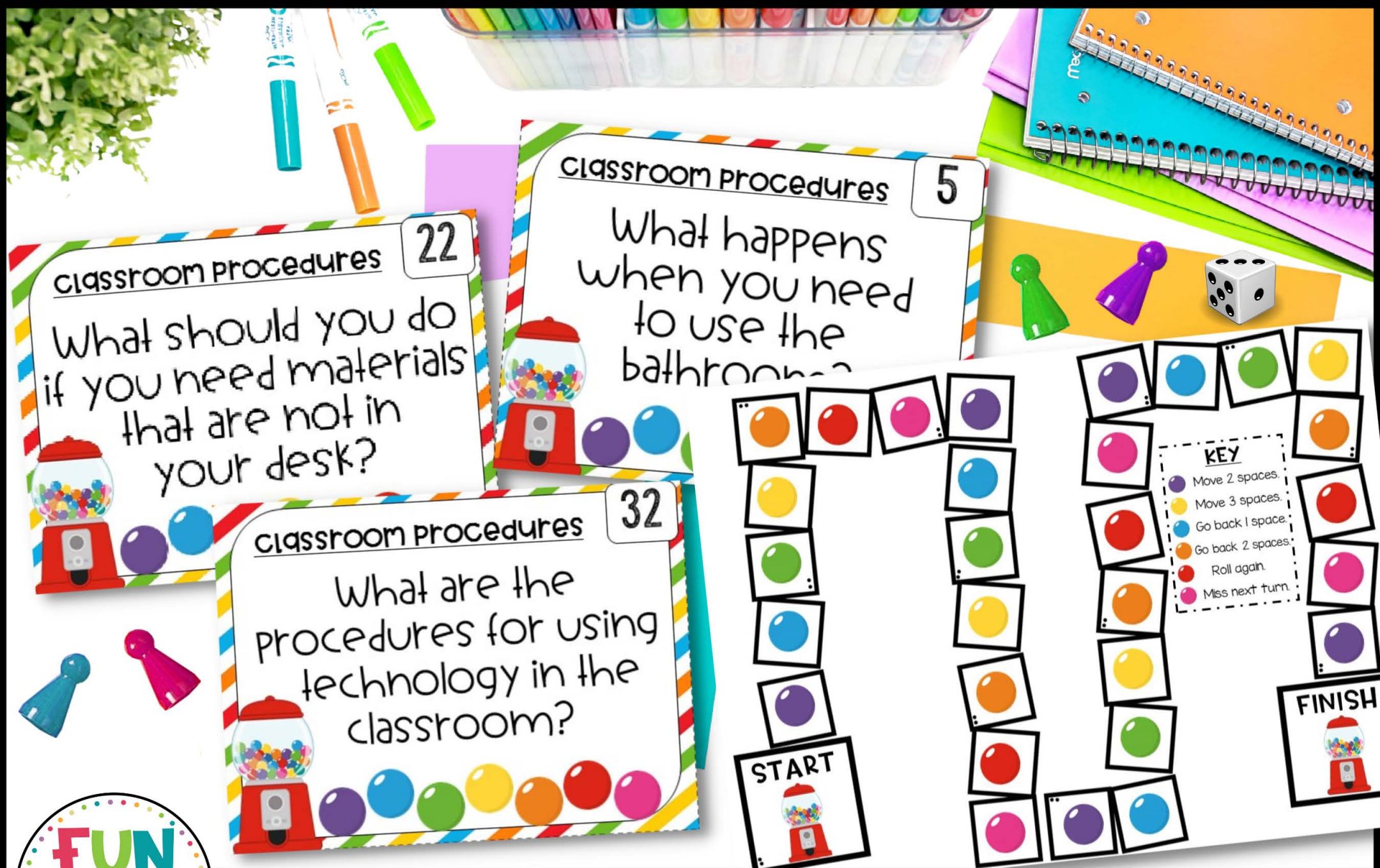


CLASSROOM PROCEDURES TASK CARDS



36 PROCEDURE CARDS

36 DIFFERENT CARDS

TO PRACTICE PROCEDURES!

classroom Procedures 1
What should you do if you need to sharpen your pencil?

classroom Procedures 2
What do you do when it's time to line up?

classroom Procedures 5
What happens when you need to use the bathroom?

classroom Procedures 6
How should you enter the room when you come in or when we get back from somewhere?

classroom Procedures 9
What should you do when you first get here in the morning?

classroom Procedures 10
What should you do once all of your things are put away and unpacked in the morning?

classroom Procedures 3
What are your choices if you finish something early?

classroom Procedures 4
What should you do if you need to visit the nurse?

classroom Procedures 7
How should you leave the room once we are lined up?

classroom Procedures 8
How should you respond if you hear the fire alarm?

classroom Procedures 11
What do you need to do at the end of the day before you go home?

classroom Procedures 12
How should you let the teacher know you are not absent?

classroom Procedures 13
How should you handle yourself when the phone rings?

classroom Procedures 14
What things would I see/hear if you were working in a small group?

classroom Procedures 17
What should you do if you have a question or want to respond to the teacher?

classroom Procedures 18
When should you work on your classroom jobs?

classroom Procedures 21
How should you care for our classroom materials?

classroom Procedures 22
What should you do if you need materials that are not in your desk?

classroom Procedures 15
How should you handle yourself if someone knocks on the door?

classroom Procedures 16
What should you do if you need to get a drink?

classroom Procedures 19
What will the teacher do if he or she needs you to get quiet?

classroom Procedures 20
When and how should you start preparing for lunch?

classroom Procedures 23
What should you do if the teacher is teaching a small group?

classroom Procedures 24
When and where should you turn in homework?

classroom Procedures 25
What should you do if you have a conflict with another student?

classroom Procedures 26
When and how should you access the classroom library?

classroom Procedures 29
What happens if you don't follow the rules and procedures?

classroom Procedures 30
What are the lunchroom procedures?

classroom Procedures 33
What should you do if you have a question during center time?

classroom Procedures 34
What should you do if you feel like you are going to be sick in the classroom?

classroom Procedures 27
What should you do if you see lost items on the floor?

classroom Procedures 28
What should you do with work that you didn't finish?

classroom Procedures 31
How should you behave during silent reading time?

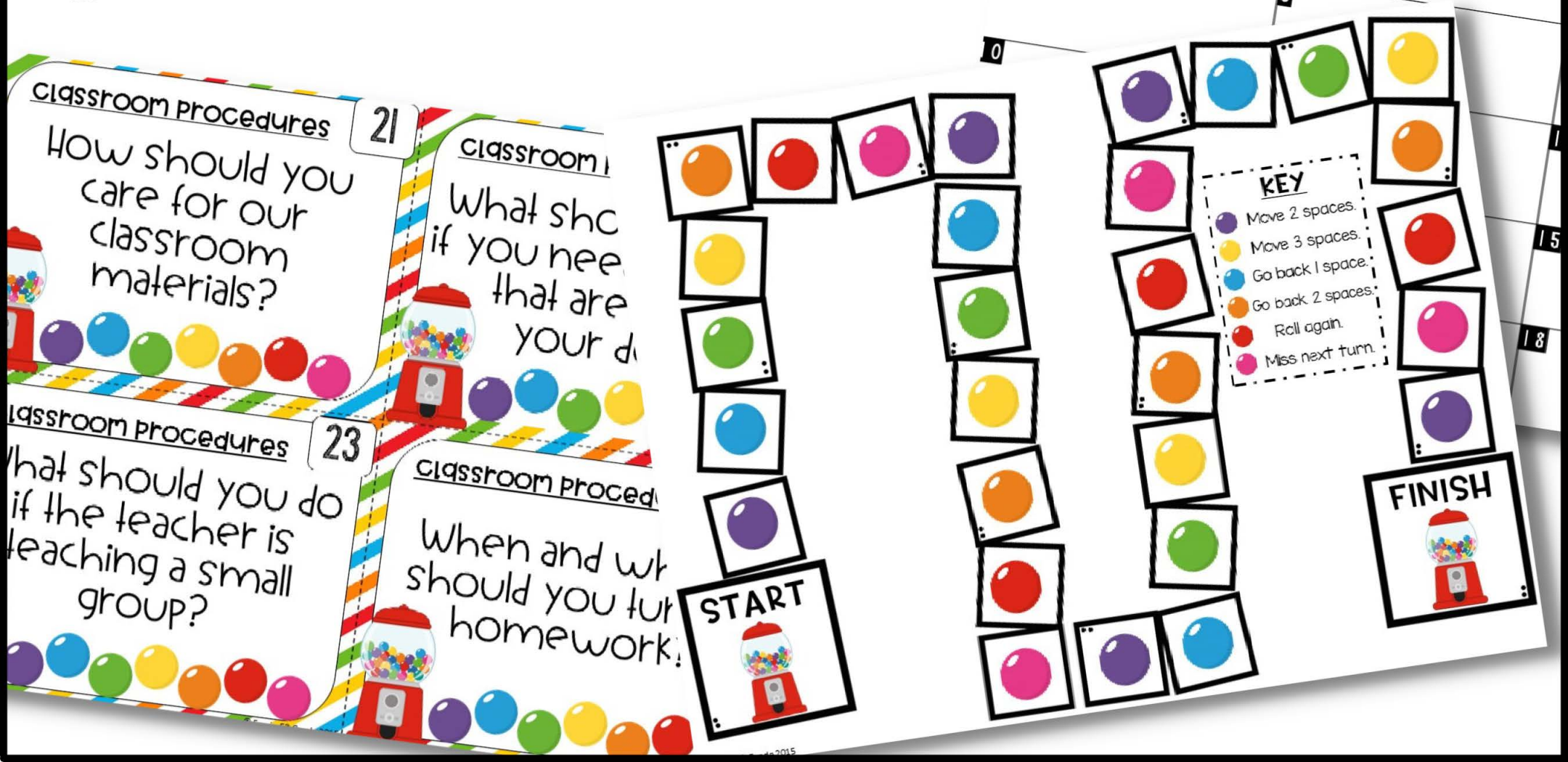
classroom Procedures 32
What are the procedures for using technology in the classroom?

classroom Procedures 35
How should you behave at an assembly?

classroom Procedures 36
What should you do if you are struggling to complete an assignment even though you are trying as hard as you can?

INCLUDES:


- ✓ 36 CARDS
- ✓ VARIETY OF QUESTIONS
- ✓ RECORDING SHEET
- ✓ ANSWER KEY
- ✓ THEMED GAME BOARD



YOUR STUDENTS WILL BE BEGGING TO PLAY!!


classroom procedures 14

What things would I see/hear if you were working in a small group?




classroom procedures 11

What do you need to do at the end of the day before you go home?



classroom procedures 32

What are the procedures for using technology in the classroom?



USE FOR CENTERS, EARLY FINISHERS, SMALL GROUPS & MORE. GREAT FOR PRACTICE & REVIEW OF CLASSROOM PROCEDURES!



"NOT ONLY ARE THESE GREAT IN THE BEGINNING OF THE YEAR, BUT THEY WERE PERFECT IN JANUARY TO REVIEW THOSE CLASSROOM PROCEDURES THAT STUDENTS HAD NOT BEEN USING DURING BREAK."



"I USE THESE BETWEEN ACTIVITIES AT THE BEGINNING OF THE YEAR TO REALLY DRIVE HOME ROUTINES AND PROCEDURES. I HAVE ALSO USED THEM AS A GAME. MY STUDENTS GET PRETTY EXCITED WHEN THEY KNOW THE ANSWERS!"